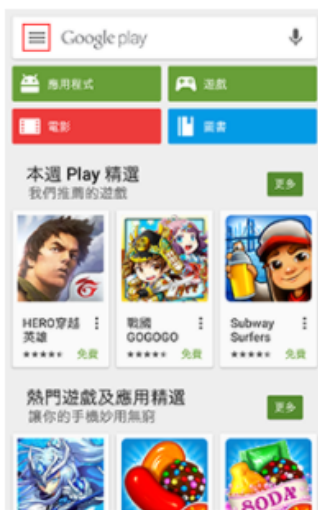


「SmarTone 賬單付款服務(Google Play 流動電訊商賬單付款)」高達\$150 回贈

- 由即日起至 2020 年 9 月 30 日，購買 Sony Xperia 1 II 可享高達\$150「SmarTone 賬單付款服務(Google Play 流動電訊商賬單付款)」回贈。SmarTone 現有客戶須使用 SmarTone 服務計劃之電話號碼購買 Sony Xperia 1 II。
- 客戶必須(1)擁有 SmarTone 月費計劃賬戶 (PayGo、使用儲值咭或商業登記客戶除外)。(2)啟用「Google Play 流動電訊商賬單付款服務」。(3) 於回贈優惠期內透過 SmarTone 月結賬單來支付購買項目，包括在 Google Play 商店內購買應用程式、遊戲、書籍及電影的賬項。
- 回贈優惠期為取機日期或服務計劃啟用日期起計 90 天內，以日期較遲者計算。
- 合資格消費金額將於消費日期起計 120 天後回贈至 SmarTone 月費計劃賬戶之下期賬單內。優惠期內每個 SmarTone 月費計劃賬戶可獲最多\$150 回贈。如客戶於優惠期內轉用/升級至其他服務計劃，特別回贈總額或任何餘額將自動取消。在任何情況下客戶不得將該回贈轉換為現金。已取消或已退款的交易將被視為不合資格享有回贈。
- 「SmarTone 賬單付款服務(Google Play 流動電訊商賬單付款)」啟用方法如下，或參閱 [SmarTone 網頁](#)。



1. 進入「Play 商店」並按左上角嘅目錄鍵



2. 按「我的帳戶」



3. 按「啟用 SmarTone HK 付款功能」



4. 輸入電話號碼、名稱及地址，按「儲存」



5. 確認所輸入嘅資料並按「接受」



6. 同意服務條款，並按「儲存」

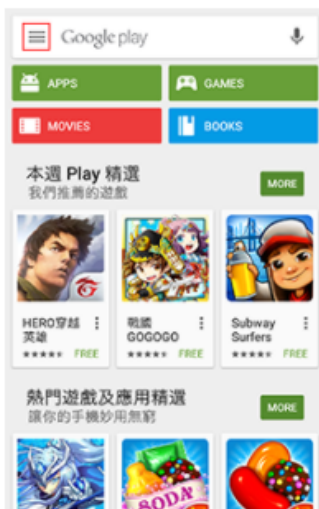


7. 已設定「透過我的 SmarTone HK 帳戶付款」為預設付款方式

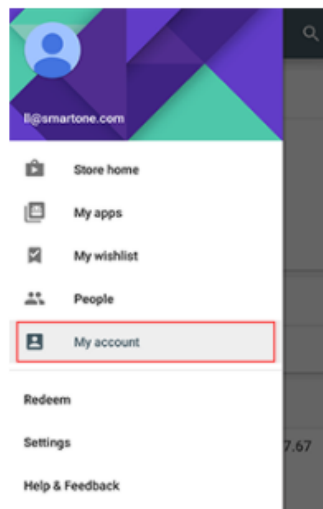
- 首次啟用「Google Play 流動電訊商賬單付款服務」時，手機必須連接 SmarTone 網絡。
- 受有關條款及細則約束。詳情請參閱 [T&C-V085](#)。
- Google Play、Android 和其他標記均為 Google LLC 的商標。

A maximum \$150 rebate on "Pay by SmarTone Bill (Google Play Direct Carrier Billing)" service

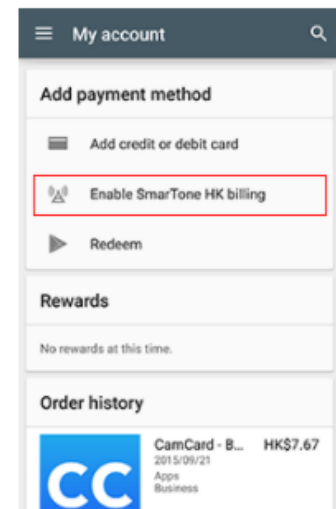
- Customer can get a maximum \$150 rebate on "Pay by SmarTone Bill (Google Play Direct Carrier Billing)" upon purchase of Sony Xperia 1 II on or before 30 Sep 2020. SmarTone existing customers should use the phone number under SmarTone's service plan to purchase Sony Xperia 1 II.
- Customer should (1) Register a SmarTone monthly mobile bill account except PayGo customers, SmarTone stored-value SIM customers, or customers who have subscribed with a business registration. (2) Enable "Google Play Direct Carrier Billing". (3) Make payment of purchasing apps, games, books and rent movies in Google Play by using "Pay by SmarTone Bill" as a payment method within the rebate promotion period.
- The rebate promotion period lasts for 90 days, starting from the handset fulfillment date or subscription plan activation date, subject to the latest date.
- The eligible purchase amount will rebate to the next bill of your SmarTone monthly mobile bill account after 120 days from the eligible purchase. Each SmarTone monthly mobile bill account is eligible for a maximum \$150 rebate. Total rebate/ remaining rebate will be forfeited if the customer changes /upgrades to other service plans. The remaining credit amount cannot be exchanged for cash or refund. Cancelled or refunded purchases are not entitled to enjoy the rebate.
- To activate "Pay by SmarTone Bill (Google Play Direct Carrier Billing)", please follow below or visit [SmarTone website](#) for details



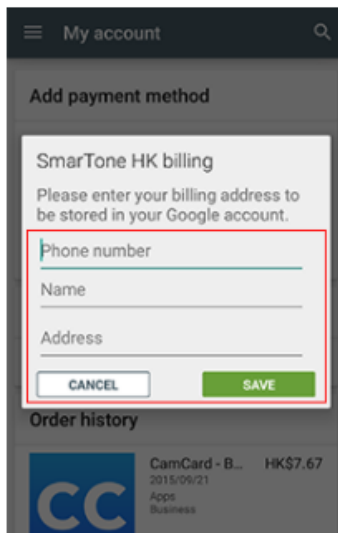
1. Go to "Play Store" and tap the menu button at the top left-hand corner



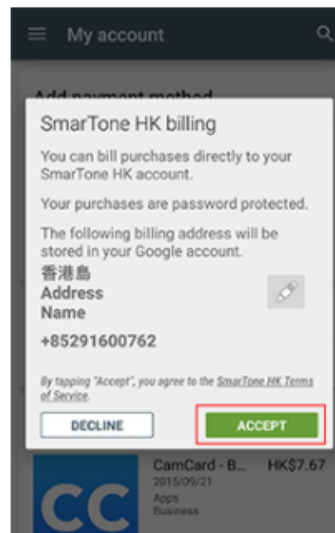
2. Tap "My account"



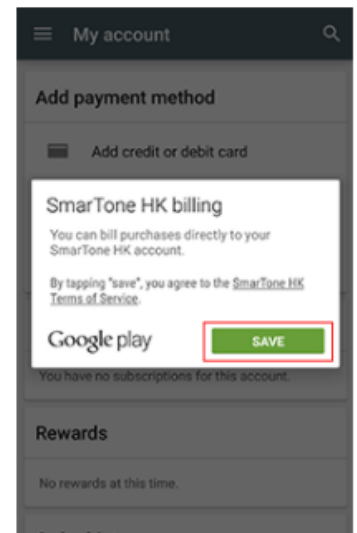
3. Tap "Enable SmarTone HK billing"



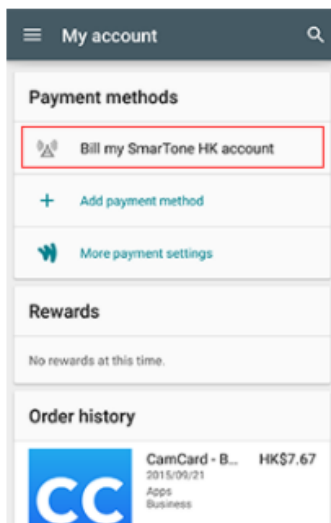
4. Enter your phone number, name and address, and tap "Save"



5. Confirm the information and tap "Accept"



6. Agree the Terms of Service and tap "Save"



7 "Bill my SmarTone HK account" has been set as the default payment method

- For first-time registration on your Android smartphone, you will need to be connected to SmarTone network.
- Subject to relevant terms and conditions. Please refer to [T&C-V085](#) for details.
- Android, Google Play and other marks are trademarks of Google LLC.